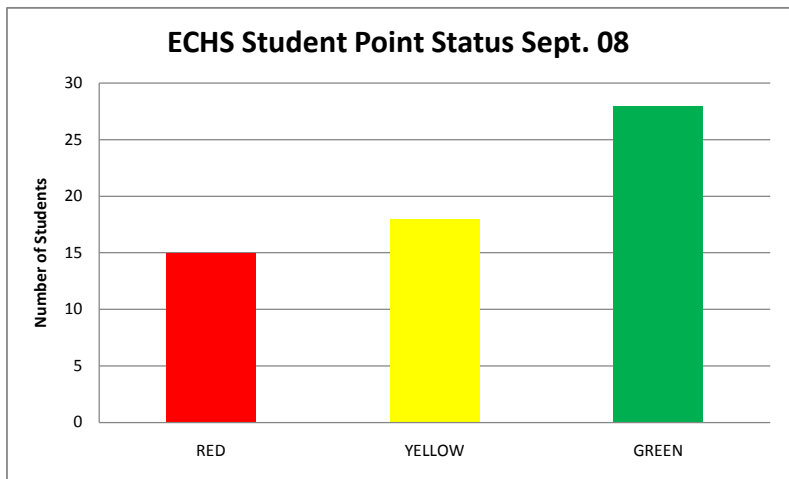


Student Success Management (SSM) Summary

September 2008

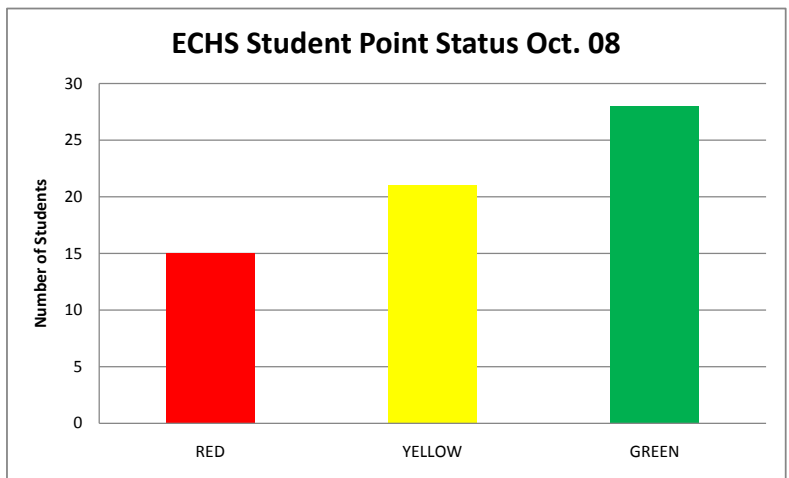
Student Status	Number	Percentage
RED	15	24.6%
YELLOW	18	29.5%
GREEN	28	45.9%
Total Points	1135	
Average Points	18.6	
Median Points	20	



Student Success Management (SSM) Summary

October 2008

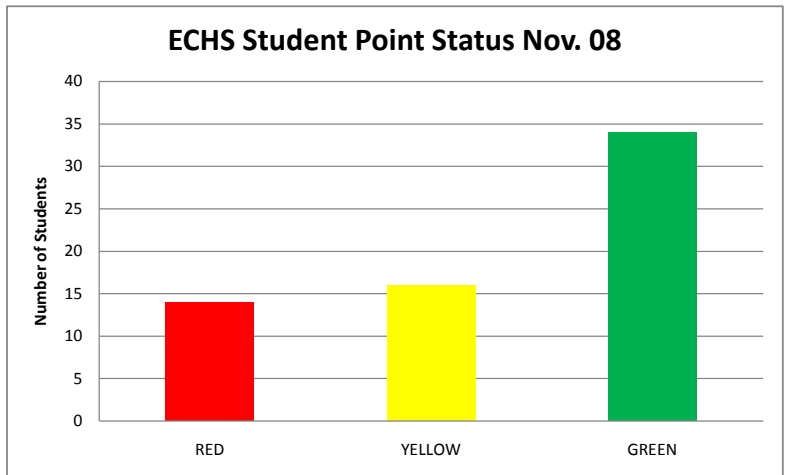
Student Status	Number	Percentage
RED	15	23.4%
YELLOW	21	32.8%
GREEN	28	43.8%
Total Points	1192	
Average Points	18.6	
Median Points	20	



Student Success Management (SSM) Summary

November 2008

Student Status	Number	Percentage
RED	14	21.9%
YELLOW	16	25.0%
GREEN	34	53.1%
Total Points	1235	
Average Points	19.3	
Median Points	21	



Student Success Management (SSM) Total Point Summary

Sep-08	1135
Oct-08	1192
Nov-08	1235

